

Homelessness is solvable.



ATOZ BI-MONTHLY REPORT
AUGUST 2024



Department of
Communities



Prepared For: Housing First Homelessness Advisory Group & WAAEH Steering Committee

Status: Approved

Prepared by: Nghia Luong

Contents

About the Report	3
Section 1: WA AtoZ Communities Summary.....	4
Section 2: Data by Community	5
Bunbury	5
Geraldton	6
Mandurah	7
Perth-Freo+	8
Rockingham	9
Section 3: Appendix	10
Data Caveats	10

About the Report

Data presented in this report is from the Advance to Zero (AtoZ) database known as the By-Name List (BNL). AtoZ member organisations have till the 10th of each month to complete updates for the previous month. Snapshots of the database are taken after the closing date for updating for various analyses and reporting, including this bi-monthly report for the Housing First Homelessness Advisory Group & WAAEH Steering Committee.

Purpose

The report is primarily prepared to inform the WAAEH Steering Committee of the work carried out by the WAAEH team supporting the AtoZ methodology and its contribution to the WAAEH's strategy to end homelessness. The WAAEH Steering Committee must approve the report before it is released.

Data Caveats

Please refer to the caveats section on page 10, which covers all the data and analysis in this report. The data caveats must be referenced/included when linking, referencing, or republishing the content or data used in this report.

Further Information

AAEH & WAAEH

- David Pearson, CEO AAEH & EO WAAEH
- Michala McMahon, Director of Practice and Improvement
- John Berger, Director – Strategy and Engagement

Data report

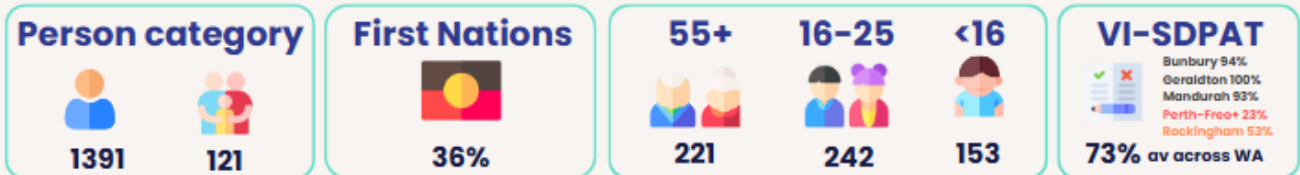
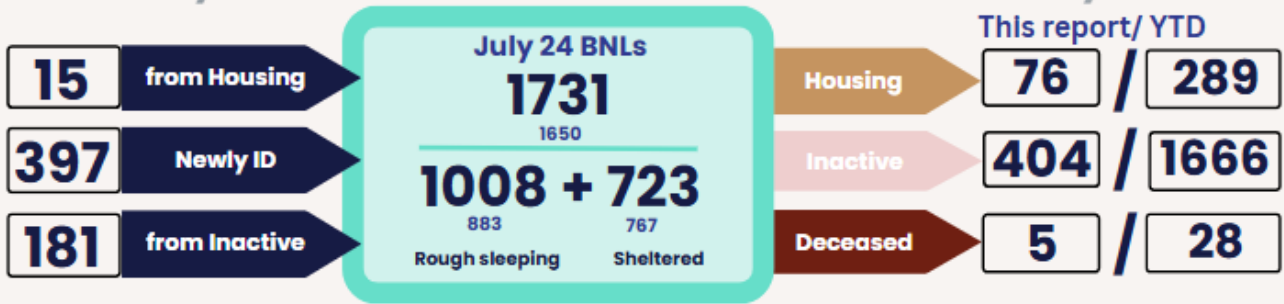
- Nghia Luong, WA State Data Lead

AtoZ Communities

- Bunbury: Matt Wilkins (temporary), Senior Community Impact Advisor
- Geraldton: Emily Williams, Community Impact Advisor
- Perth- Freo+: Matt Wilkins, Senior Community Impact Advisor
- Mandurah & Rockingham: Nick Mathieson/Stacey Levell, MKR Zero Project Local Community Coordinator

Section 1: WA AtoZ Communities Summary

June-July inflow

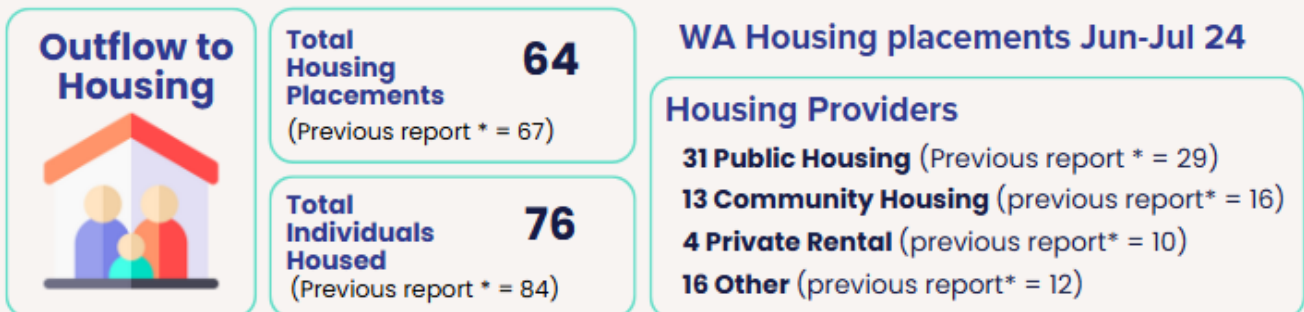


*Previous report period was April-May 2024. The total number of people housed in YTD is for 2024.

The in/out flows of the WA AtoZ communities for June & July.

- There has been a significant increase in the number of people experiencing rough sleeping homelessness, predominantly driven by the Perth-Freo+ AtoZ community.
- Average VI-SPDAT has declined after recording an increase in the completion rate in May.
- Five people were reported as deceased, bringing the total recorded deaths in the BNL communities to 28.

Outflow

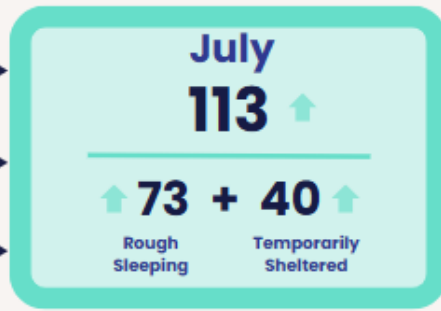
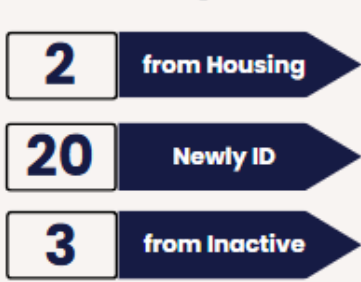


- There was a total of 64 housing placements across the AtoZ communities, resulting in the ending of homelessness for a total of 76 individuals.
- The leading housing provider for June and July was the Department of Communities Housing, providing 48% of the properties.

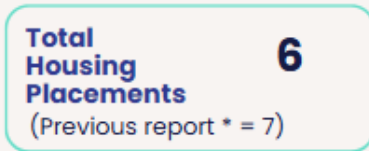
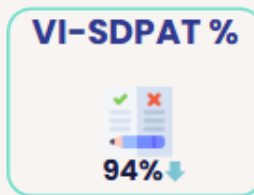
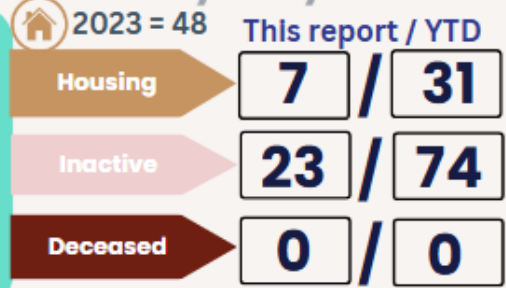
Section 2: Data by Community

Bunbury

June-July inflow



July-July outflow

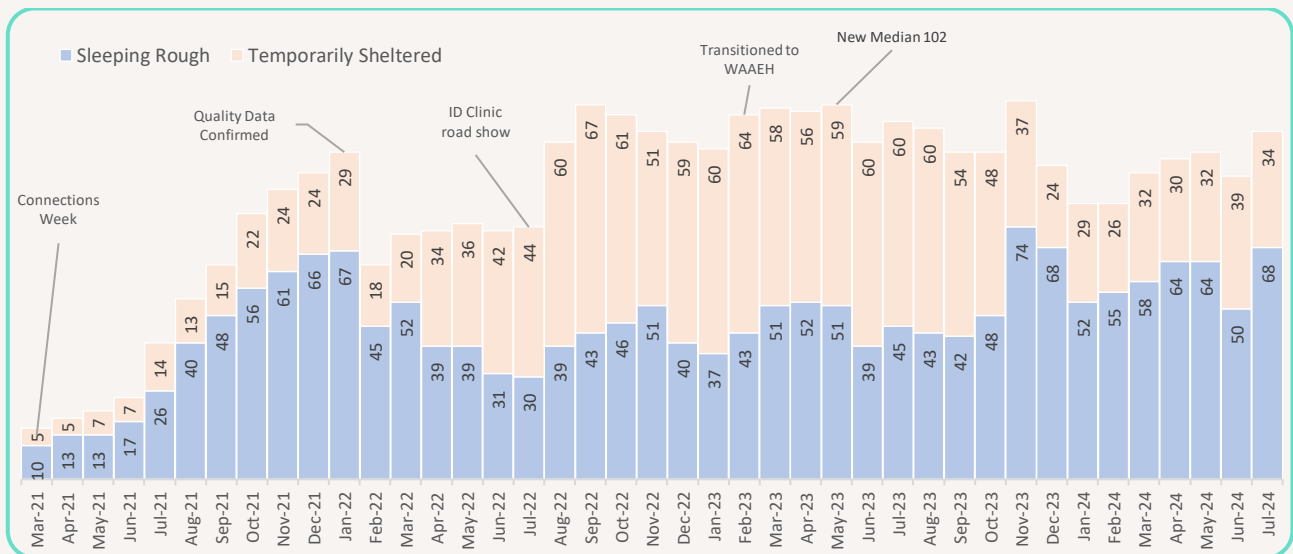


*Previous report period was April-May 2024. The total number of people housed in YTD is for 2024.

Observations

- As of July, the Bunbury AtoZ community's housing outcomes have reached 65% of 2023.
- There has been chatter about a large influx of people from surrounding areas to rough sleep in Bunbury, which was not reflected in the BNL data.

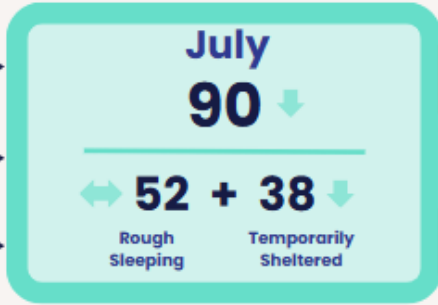
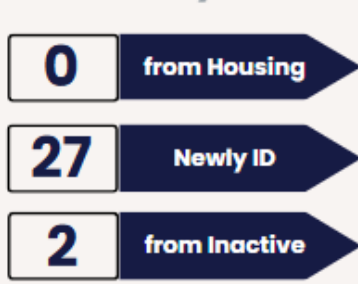
Run Chart



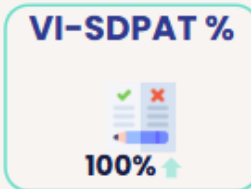
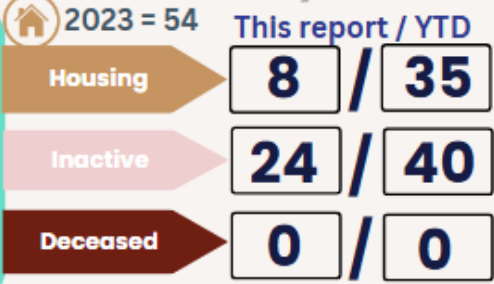
The Bunbury BNL started after its Connections Weeks that was carried out between Friday 5 and Monday 8 March 2021. The Connections Week [report](#) is available on the Zero Project website. Bunbury received certification for quality BNL data status from [Community Solutions](#) in January 2022.

Geraldton

June-July inflow



June-July outflow

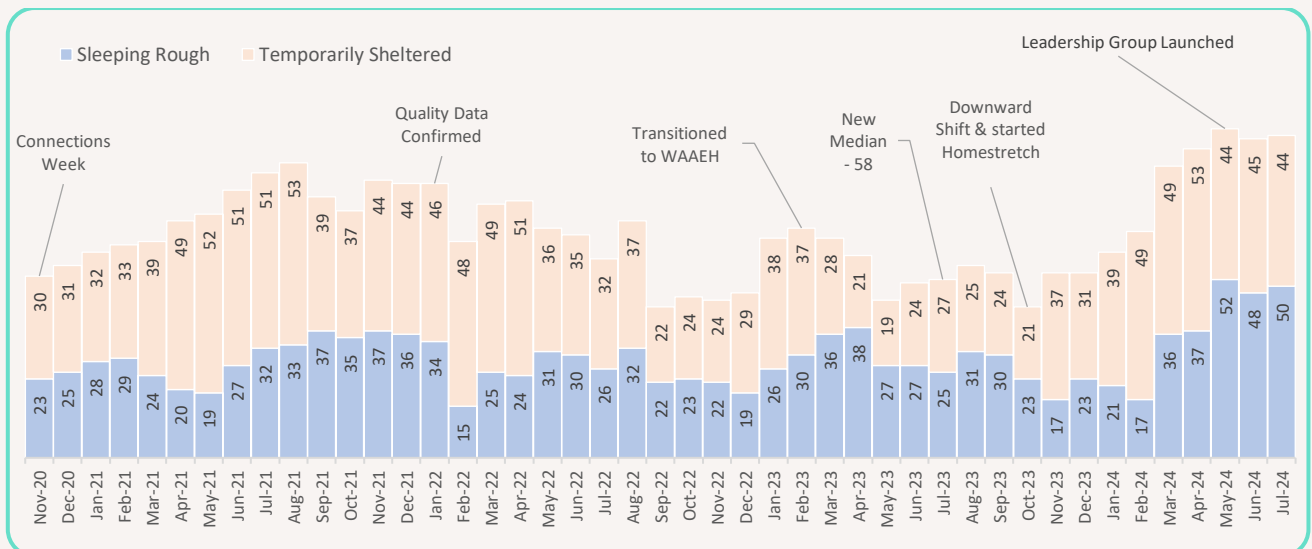


*Previous report period was April-May 2024. The total number of people housed in YTD is for 2024.

Observation

- As of July, the Geraldton AtoZ community's housing outcomes have reached 65% of what was achieved in 2023.
- The upward trend of people experiencing rough sleeping since May 24 appears to be plateauing.

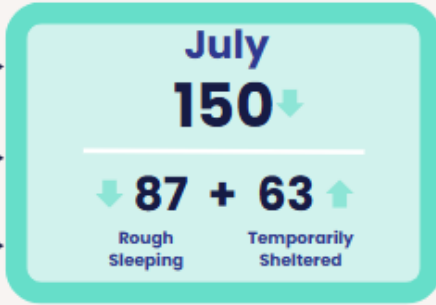
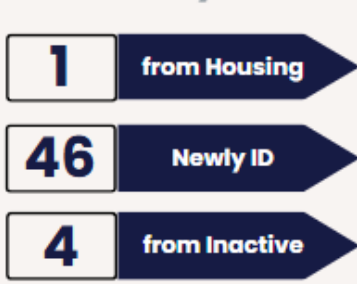
Run chart



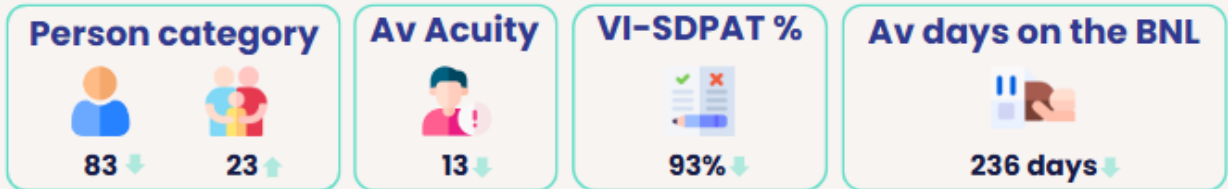
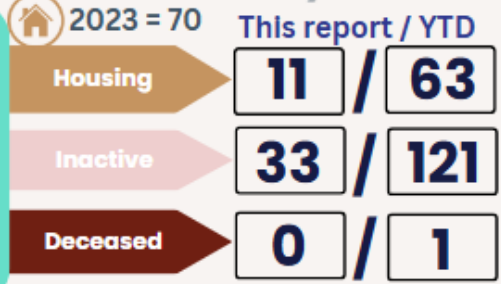
The Geraldton BNL started after its Connections Weeks that was carried out between Monday 16 and Friday 20 November 2020. The Connections Week [report](#) is available on the Zero Project website. Bunbury received certification for quality BNL data status from [Community Solutions](#) in January 2022.

Mandurah

June-July inflow



June-July outflow

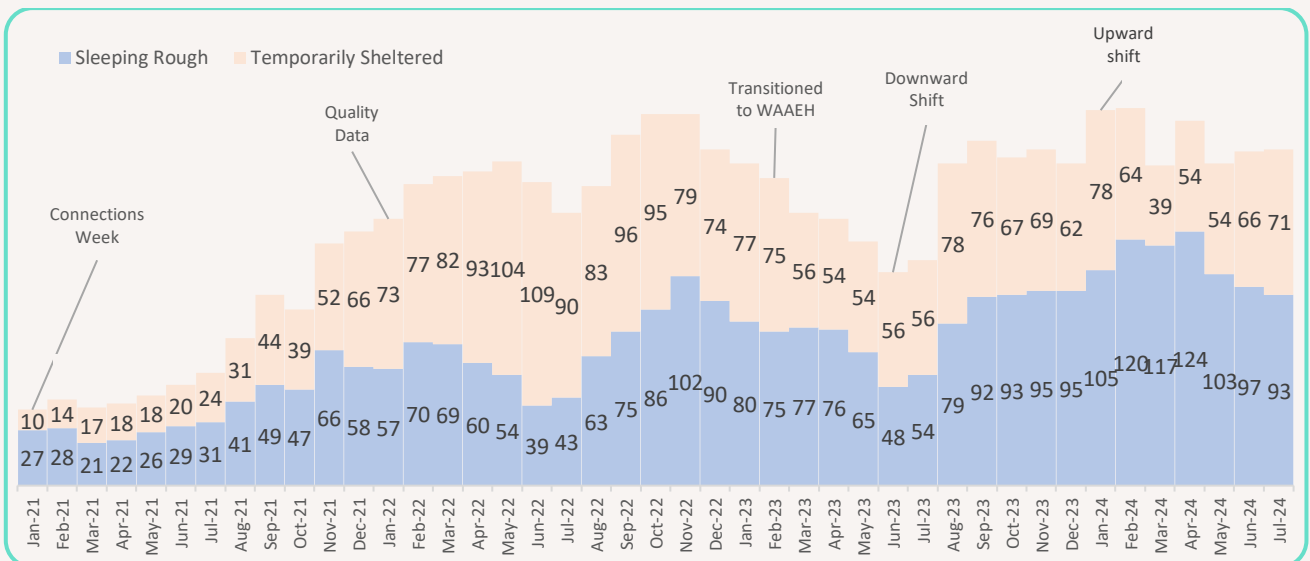


*Previous report period was April-May 2024. The total number of people housed in YTD is for 2024.

Observation

- As of July, the Mandurah AtoZ community's housing outcomes have reached 90% of what was achieved in 2023.
- The number of people experiencing rough sleeping homelessness continues to trend downward.

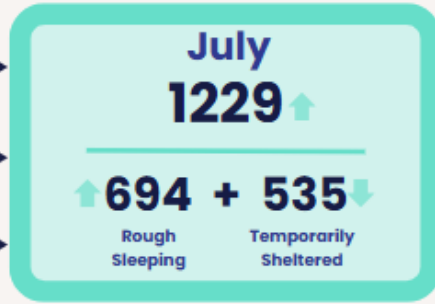
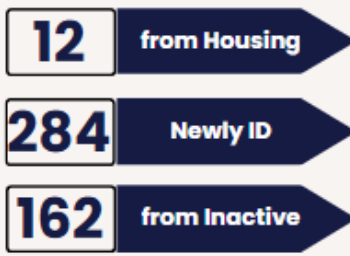
Run chart



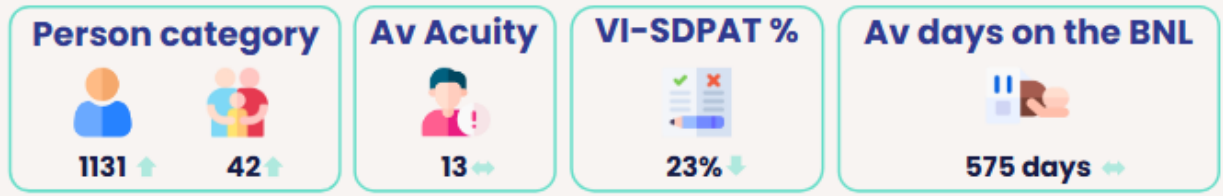
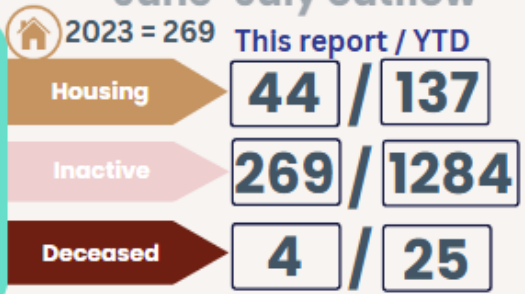
The Mandurah BNL started after its Connections Weeks that was carried out between Monday 18 and Friday 22 January 2021. The Connections Week [report](#) is available on the Zero Project website. Bunbury received certification for quality BNL data status from [Community Solutions](#) in January 2022.

Perth-Freo+

June-July inflow



June-July outflow

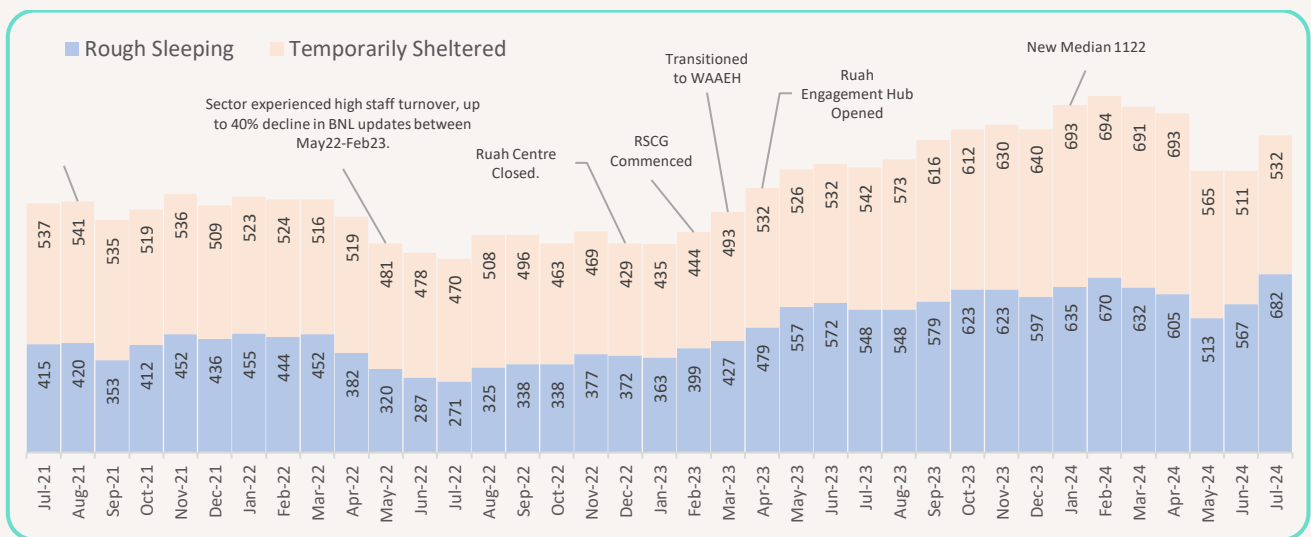


*Previous report period was April-May 2024. The total number of people housed in YTD is for 2024.

Observation

- As of July, the Perth-Freo+ AtoZ community's housing outcomes have reached just 51% of what was achieved in 2023.
- The revitalised organisational BNL champs have assisted in reducing the number of people with lead workers being made inactive by the monthly inactive protocol – see run chart below.

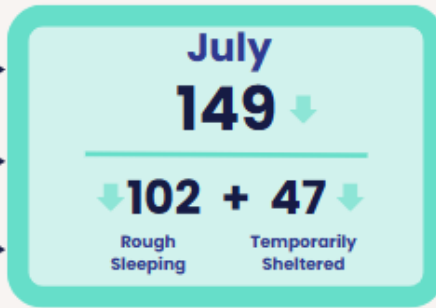
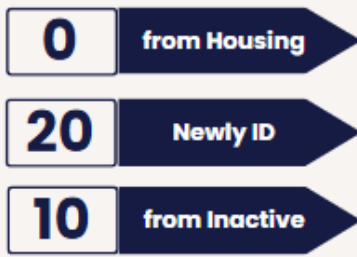
Run chart



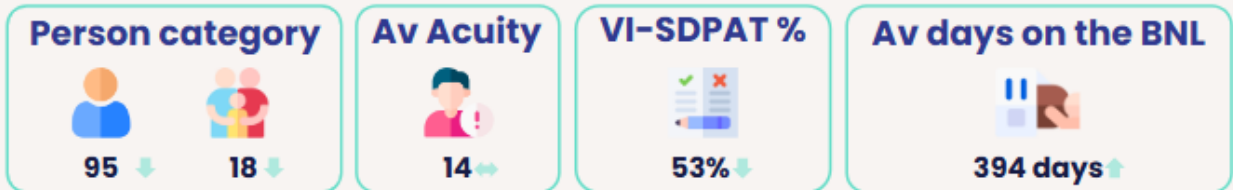
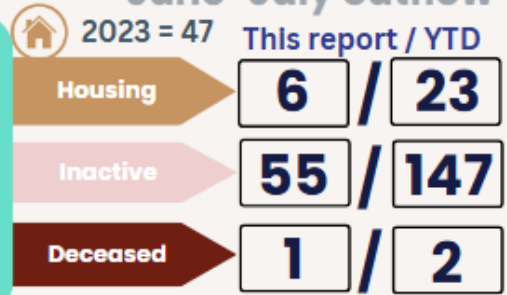
The Perth-Freo+ BNL holds data from Registry and Connections Week dating back to 2012 when Ruah Community Services first started collecting VIs & VI-SPDATs with rough sleepers. Perth-Freo+ received certification for quality BNL data status from [Community Solutions](#) in June 2021.

Rockingham

June-July inflow



June-July outflow

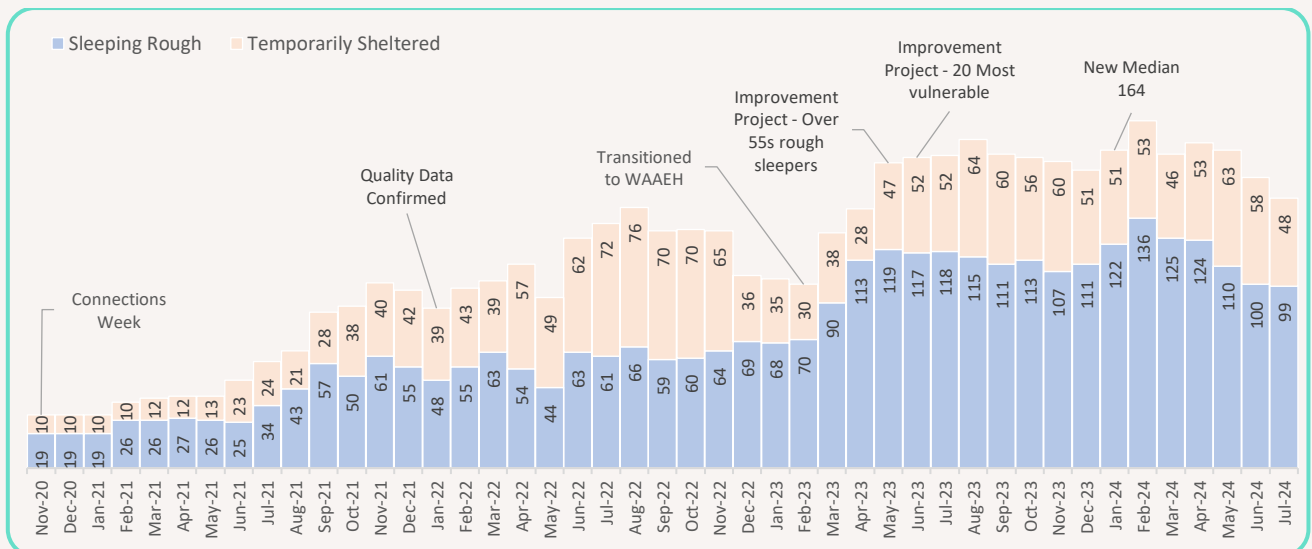


*Previous report period was April-May 2024. The total number of people housed in YTD is for 2024.

Observation

- As of July, the Perth-Freo+ AtoZ community's housing outcomes have reached just 49% of what was achieved in 2023.
- The reduction in the number of people experiencing homelessness appears to be driven by a higher number of people being inactive, i.e. people moving out of the area and disengaging with support.

Run chart



The Rockingham BNL started after its Connections Weeks that was carried out between Monday 9 and Friday 13 November 2020. The Connections Week [report](#) is available on the Zero Project website. Bunbury received certification for quality BNL data status from [Community Solutions](#) in January 2022.

Section 3: Appendix

Data Caveats

Data released by WAAEH is only for indicative information on rough sleeping and chronic homelessness and should not be treated as definitive 'numbers' due to the below reasons,

- The inflow/out data may not match/ appear balanced from month to month due to omitted data categories.
 - ie people reported as self-housed are not included in the outflow to permanent housing count as there is no data on the permanency of those placements. They are, instead, included in the Inactive count.
- Retrospective data added by users.
- BNL data will vary from day to day because it's a 'live' database, and users are constantly updating.
- At least 90% of rough sleepers are believed to be captured on BNL from the outreach work carried out by member organisations.
- Depending on the community, up to 60% of the people on the BNL do not have support from a lead organisation or worker. Data updates for people without lead organisation/worker can be intermittent.
- Some on the BNL may not receive updates until months after the event (ie updates are retrospectively added).
- It's not intended to be research quality data, ie, extracted snapshots only reflect what member organisations have added to the BNL at the time.
- It's not a mandatory database for member organisations. Contribution is solely based on the goodwill for a collaborative approach to ending homelessness.
- People on the BNL only required a monthly update to be included in the active homeless count.
- The BNL data and the dashboards published by the WAAEH are not a snapshot of all homelessness. The AtoZ approach is intentionally focused on the most vulnerable and disengaged homeless cohorts, those who are rough sleeping & chronically homeless.
- It's not intended to be a statewide data capture. A high rate of data contribution comes from support services such as engagement hubs and assertive outreach teams.
- The Perth-Freo+ data currently cannot be isolated to LGAs. It's important to note that many people experiencing homelessness move fluidly between Perth, Fremantle, and many other areas.
- The Perth, Fremantle+ BNL may not align with the current Housing First (HF) funded service areas as the database predates the HF initiatives. A prototype of the BNL was used by Ruah's 50Lives50Homes Project in 2016.
- Young people and families are suspected to be underrepresented on the BNL data on the Perth-Freo+ BNL.