

WAAEH DASHBOARD

SEPTEMBER 2025 QUARTERLY BULLETIN

The September 2025 bulletin is our third quarterly bulletin for 2025 for the Western Australian Alliance to End Homelessness (WAAEH) Dashboard. The WAAEH Dashboard is updated regularly and can be found on the WAAEH website at <https://waaeh.org.au/knowledge-hub/homelessness-dashboard/>

What's new this quarter?

Other key updates in the September 2025 quarter include data drawn from latest releases of:

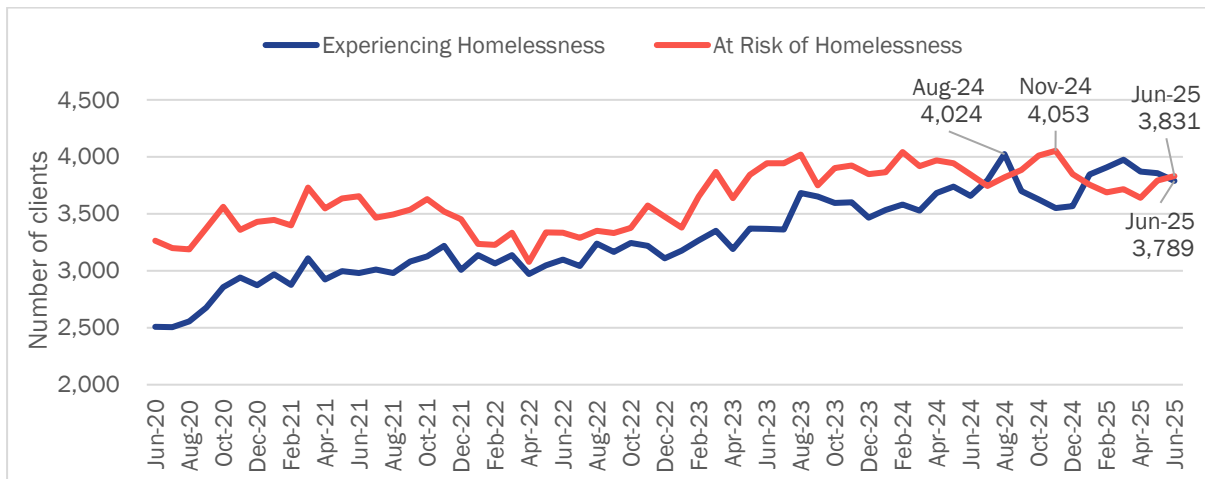
- June Quarter of the Specialist Homelessness Services monthly data
- WA Police Crime Statistics
- AIHW Social Housing data
- ABS Labour Force data
- REIWA Perth Market Insights

Trends in Homelessness in Western Australia

Key SHS Figures

- The number of SHS clients experiencing homelessness on entry peaked in August 2024 reaching 4,024 clients. Over the June 2025 Quarter, the number of clients experiencing homelessness on entry decreased from 3,967 in March 2025 to 3,379 in June 2025.
- The number of SHS clients at risk of homelessness on entry peaked in November 2024 reaching 4,053. Over the June 2025 Quarter, the number of clients at risk of homelessness on entry increased from 3,706 in March 2025 to 3,831 in June 2025.

Figure 1: Specialist Homelessness Services clients, WA, June 2020 to June 2025, by month



Source: AIHW 2025 Specialist Homelessness Services Monthly Data

WAAEH Dashboard

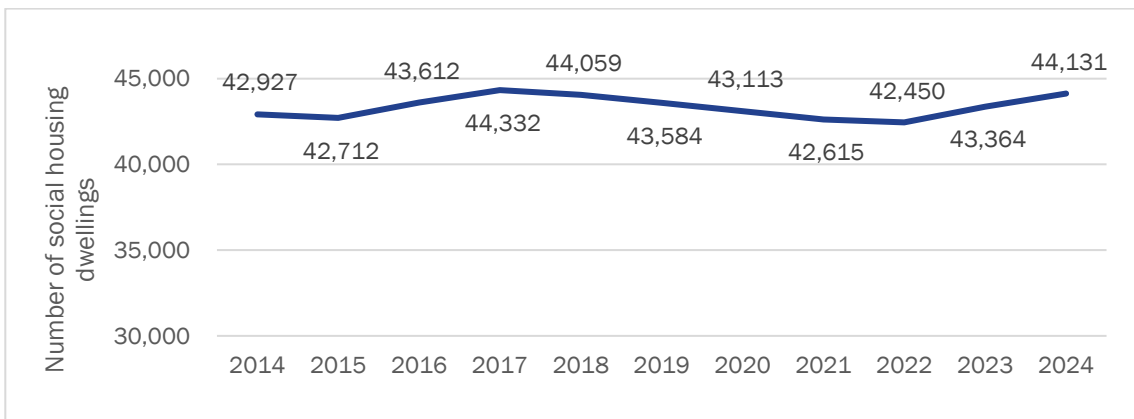
SEPTEMBER 2025 QUARTERLY BULLETIN - REVISED

Preventing Homelessness in WA

Key Figures

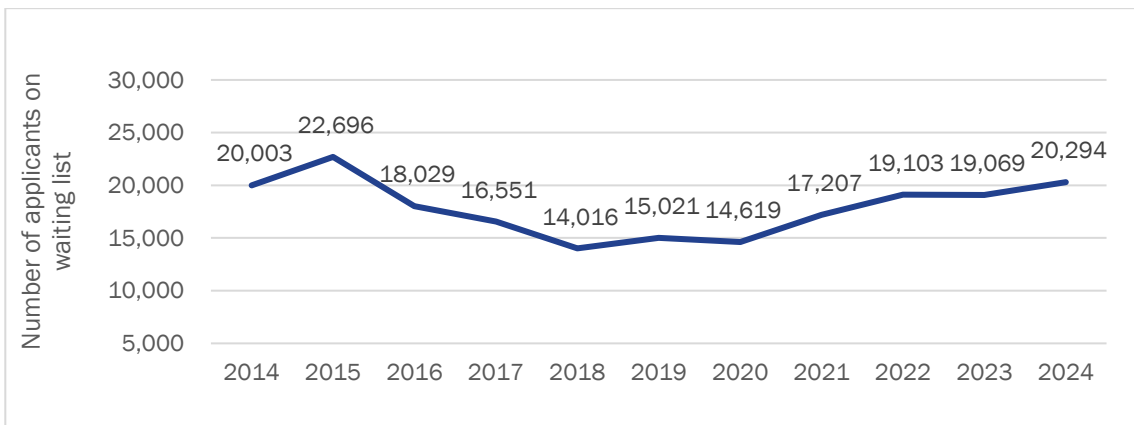
- **Family and Domestic Violence:** The number of assault (family), threatening behaviour (family), and breach of violence and restraining order offences increased in the 2024-25 financial year, compared to 2023-24.
- **Social Housing:** As of 30 June 2024, the total number of social housing dwellings increased from 43,364 on 30 June 2023 to 44,131. Conversely, the number of applicants on the public housing waitlist increased from 19,069 on 30 June 2023 to 20,294 on 30 June 2024.

Figure 2: Social housing dwellings, WA, as at 30 June, by year



Source: AIHW 2025 Housing Assistance in Australia

Figure 3: Waiting list applicants, WA, as at 30 June, by year



Source: AIHW 2025 Housing Assistance in Australia

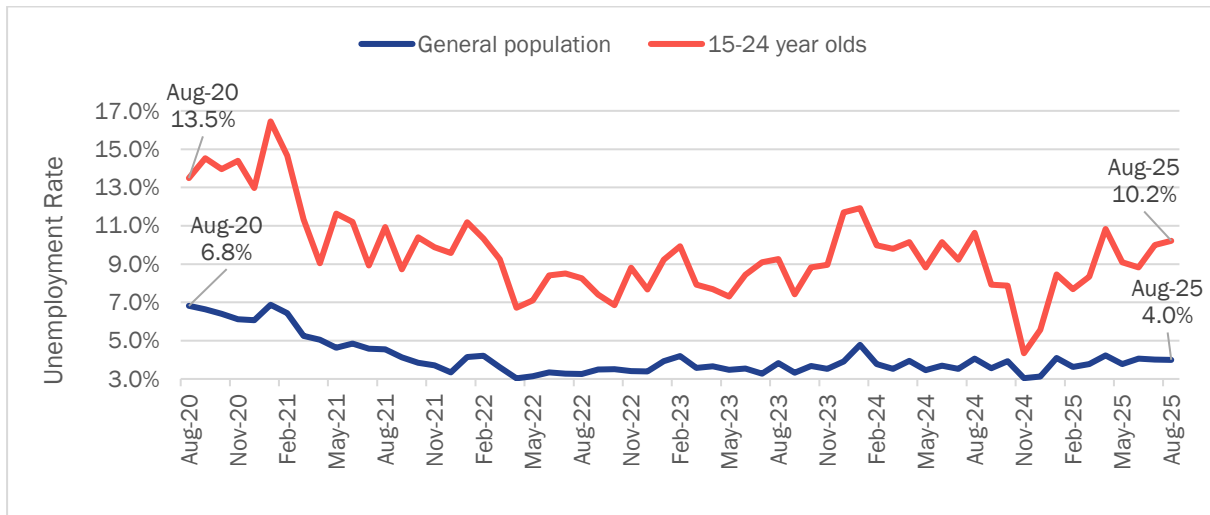
- **Rental Market:** In January 2025, Perth vacancy rates reached 2.0% for the first time in since June 2020. Latest figures from August 2025 estimated vacancy rates were 2.2%. Median market rents were stable at the highs of \$650 for houses and \$600 for units for most of 2024. However, between June 2025 and September 2025 median rent for houses and units remained at \$690 and \$650, respectively.

WAAEH Dashboard

SEPTEMBER 2025 QUARTERLY BULLETIN - REVISED

- **Unemployment:** Youth unemployment and general population unemployment rates in August 2025 (10.2% and 4.0%, respectively) decreased significantly since August 2020 (13.5% and 6.8%, respectively). The strong state of the WA labour market is acting to reduce pressures on homelessness at present.

Figure 4: Unemployment rate, youth and general population, WA, August 2020 to August 2025, by month



Source: ABS 2025 Labour Force, Australia

Authors: Zoe Callis and Paul Flatau

Centre for Social Impact

The University of Western Australia